




# MODI PUBLIC SCHOOL

## HOLIDAY HOMEWORK\_CLASS 2

SUBJECT	ROLL NO.	EXPLANATION OF PROJECT	REFERENCE PICTURE
ENGLISH	ROLL NO: 1-14	<p><b>ARTICLES</b></p> <p>Project on Articles to be done in ¼ size of chart paper. Be creative and make it colourful.</p> <p><b>CURSIVE WRITING.</b></p> <p>Do five pages of cursive writing in cursive writing book.</p>	
	ROLL NO: 15-29	<p><b>PROPER NOUNS</b></p> <p>Project on Proper nouns to be done in ¼ size of chart paper. Be creative and make it colourful.</p> <p><b>CURSIVE WRITING.</b></p> <p>Do five pages of cursive writing in cursive writing book.</p>	
HINDI	----	<p><b>कार्य</b></p> <p>पाठ में दिए गए विलोम शब्दों में से किन्हीं भी आठ शब्दों को एक A-4 size chart paper में प्रस्तुत करें.</p> <p>कार्य की प्रस्तुति कैसी होगी इसका उदाहरण दिया गया है .</p> <p><b>कार्य की प्रस्तुति साफ-सुथरी और रचनात्मक [creative] होनी चाहिए</b></p>	

## NEPALI

### नेपाली शब्दार्थ

A4 size paper – मा एउटा योजना कार्य तयार गर्नुहोस्।

कार्य सफा, स्पष्ट अनि रचनात्मक हुन अनिवार्य छ।

निर्देश : पाठ – ‘हामी साना नानी’, ‘खरायो र कछुवा’ अनि ‘टालाटुली बटुली’ -बाट कुनै १० देखि १४ सम्मका शब्दार्थहरू लेख्नुहोस्। निर्देश तालिकामा दिइएका चित्र अनुसार आफ्नो योजना कार्य तयार गर्न सक्नुहुनेछ वा आफ्नो रचना योजना अनुसार पनि तयार गर्न सक्नुहुनेछ।



## BENGALI

### শুদ্ধ বানান




এই প্রকল্পটি ¼ Size-এর chart paper-এ করতে হবে।

**প্রকল্পঃ-** নিম্নলিখিত অশুদ্ধ বানানগুলির শুদ্ধ বানান লিখতে হবে। পাশে দেওয়া উদাহরণ থেকে ধারণা লাভ করে এরকম আকর্ষণীয় ভাবে প্রকল্পটি বানিয়ে আনবে। প্রকল্পটি পরিষ্কার ও সৃজনশীল হবে।

### অশুদ্ধ বানানঃ-

- ১। ধনি ২। পুরব
- ৩। সহর ৪। চুল
- ৫। গোধুলি ৬। বাড়ী
- ৭। জাণুয়াড়ী



MATHS	ROLL NO. (1-14)	<p>1] Given project to be done in an A4 size coloured paper [ students can make the cut out of the picture as shown in the reference picture.]</p> <p>2] Students will make the cut out of a 3 digit EVEN number.</p>	
	CLASS 2 A (15-28) CLASS 2 B (15-29)	<p>1] Given project to be done in an A4 size coloured paper [ students can make the cut out of the picture as shown in the reference picture].</p> <p>2] Students will make the cut out of a 3 digit ODD number</p>	
EVS	ROLL NO: 1-14	<p>1] Given Project to be done in an A4 size COLOURED PAPER. Students must make the CUT OUT of the project as shown in the reference picture.</p> <p>2] Project must be creative and colourful.</p> <p>3] Try to do exactly as shown in the picture.</p> <p>4] Stick the pictures of your family members instead of drawing.</p>	
	ROLL NO: 15-27 (CLASS 2 A) ROLL NO: 15-29 (CLASS 2 B)	<p>1] Given Project to be done in an A4 size COLOURED PAPER. Students must make the CUT OUT of the project as shown in the reference picture.</p> <p>2] Project must be creative and colourful.</p> <p>3] Try to do exactly as shown in the picture and stick it on A4 size paper.</p>	